

fullex[®] *SL16 MULTIBOLT*

SINGLE DOORS

The SL16 Multibolt has gained an enviable reputation in all markets for strength and reliability in over 17 years of successful service.

Performing to in excess of 9Kn during PAS24 testing, SL16 is one of the most secure locks available and is widely used on PVCu, Composite, Timber, Steel and Aluminium doors.

PVCu Doors

Composite
Doors

Timber
Doors

Aluminium
Doors

PAS 24 tested

Inline split spindle

Integral hold back latch function on lock faceplate

Easily reversible latch as standard

Various adjustable security keep sets available

Possible to have an additional single hook



Technical Data

Corrosion Resistance

BS EN 1670 Grade 5 (480 hours)

Cycle Operation

Cycle tested to 100,000 operations

Materials

Top and Bottom Bolts

CZ122 brass stamping

Deadbolt

Chrome plated A3 hardened cast steel

Centre Deadbolt

CZ122 brass stamping

Faceplate

20mm 304 austenitic stainless steel

Gearbox

Zinc and clear passivated

Secured by Design



Police Preferred Specification



The SL16 deadbolts are chamfered to pull in smoothly and have a 20mm long throw for maximum security on any door type.

For maximum security the SL16 can be used with the Kinetica 3 star BSI Kitemarked TS007 cylinder.



Faceplate: 1770mm x 20mm (Stainless Steel)

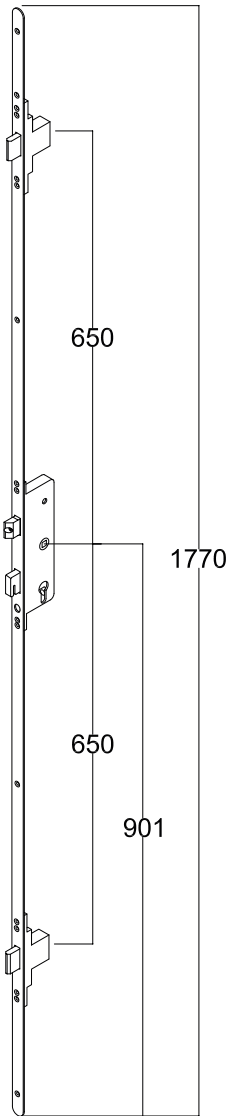
Spindle	Backset Size	Faceplate Width	Handle Backplate	Handle Centres	Latch Size	No of Hooks	No of Deadbolts	Old Product Code	New Product Code
Split	35mm	20mm	240mm	68PZ	51mm	0	3	SL160053	SL16-35-BT-1770-20
Split	35mm	20mm	240mm	68PZ	51mm	1 (down)	3	SL160054	SL16-35-HK-1770-20
Split	45mm	20mm	240mm	68PZ	51mm	0	3	SL160108	SL16-45-BT-1770-20
Split	45mm	20mm	240mm	68PZ	51mm	1 (down)	3	SL160107	SL16-45-HK-1770-20
Split	55mm	20mm	240mm	68PZ	51mm	0	3	SL160074	SL16-55-BT-1770-20

Faceplate: 1770mm x 16mm (Stainless Steel)

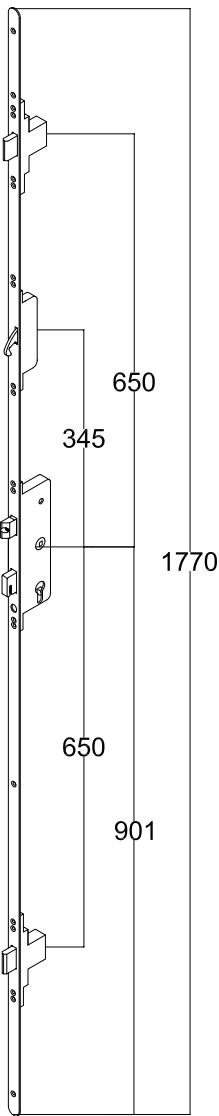
Spindle	Backset Size	Faceplate Width	Handle Backplate	Handle Centres	Latch Size	No of Hooks	No of Deadbolts	Old Product Code	Product Code
Split	35mm	16mm	240mm	68PZ	51mm	1 (down)	3	SL160005	SL16-35-HK-1770-16

Faceplate: 2200mm x 16mm (Stainless Steel)

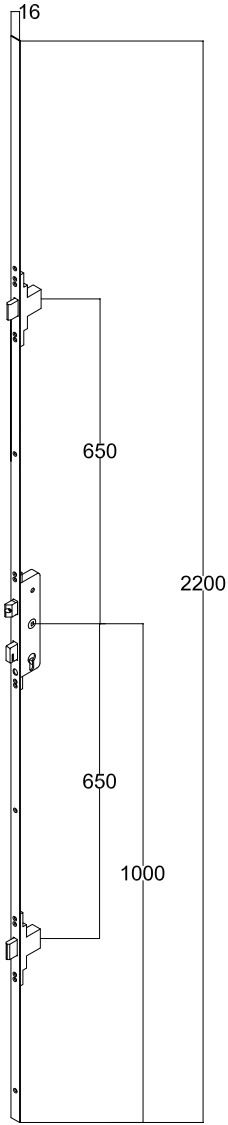
Spindle	Backset Size	Faceplate Width	Handle Backplate	Handle Centres	Latch Size	No of Hooks	No of Deadbolts	Old Product Code	Product Code
Split	35mm	16mm	240mm	68PZ	51mm	0	3	SL160004	SL16-35-BT-2200-16



1770mm
(bolts)



1770mm
(hooks)



2200mm x 16mm